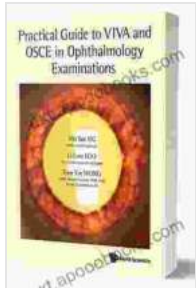


# Practical Guide To Viva And OSCE In Ophthalmology Examinations



## Practical Guide To Viva And Osce In Ophthalmology Examinations by Robert Byrne

★★★★☆ 4.2 out of 5

Language : English  
File size : 16952 KB  
Text-to-Speech : Enabled  
Screen Reader : Supported  
Enhanced typesetting : Enabled  
Print length : 260 pages



For ophthalmologists, success in Viva and OSCE (Objective Structured Clinical Examination) examinations is paramount. These assessments play a crucial role in residency selection, promotions, and obtaining board certifications. To help ophthalmologists navigate these challenging evaluations with confidence, this practical guide provides invaluable tips and techniques.

## Viva Examinations

### Preparation:

- **Thorough Study:** Study textbooks, online resources, and past exam questions to gain a comprehensive understanding of ophthalmology.

- **Mock Interviews:** Engage in mock interviews with peers or mentors to practice answering questions and delivering presentations.
- **Case Study Analysis:** Review case studies and develop logical approaches to diagnosis and management.

### **During the Exam:**

- **Calm and Composed:** Maintain a composed demeanor and project confidence, even under pressure.
- **Listen Carefully:** Pay attention to the examiner's questions and seek clarification if needed.
- **Answer Concisely:** Provide direct and concise answers, focusing on key points and avoiding rambling.
- **Structure Your Response:** Organize your thoughts and present them in a logical flow.
- **Use Eye Contact:** Maintain eye contact with the examiner to demonstrate engagement and credibility.

### **OSCE Examinations**

#### **Preparation:**

- **Skill Development:** Practice clinical skills such as slit-lamp examination, ophthalmoscopy, and surgical procedures.
- **Station Familiarity:** Familiarize yourself with the stations you will encounter and the tasks that will be required.

- **Time Management:** Practice completing tasks within the allotted time frame to avoid penalties.

### **During the Exam:**


- **Follow Instructions:** Carefully read and follow the instructions at each station.
- **Be Thorough and Accurate:** Perform tasks thoroughly and accurately to demonstrate competence.
- **Communicate Effectively:** Describe your findings and justify your actions with clear communication.
- **Patient Management:** Demonstrate empathy and respectful patient management to build rapport and reduce anxiety.
- **Time Management:** Allocate your time wisely and avoid rushing through tasks.

### **General Tips**

- **Dress Professionally:** Dress in appropriate attire to make a positive impression.
- **Arrive Punctually:** Punctuality shows respect and reduces stress.
- **Stay Hydrated:** Bring water to stay hydrated and maintain focus.
- **Positive Attitude:** Approach the exam with a positive attitude and believe in your abilities.

Mastering Viva and OSCE examinations in ophthalmology requires preparation, practice, and a strategic approach. By implementing the

techniques outlined in this guide, ophthalmologists can improve their examination performance, showcase their clinical competence, and achieve their ophthalmic career goals.



## Practical Guide To Viva And Osce In Ophthalmology Examinations by Robert Byrne


★★★★☆ 4.2 out of 5

Language : English  
File size : 16952 KB  
Text-to-Speech : Enabled  
Screen Reader : Supported  
Enhanced typesetting : Enabled  
Print length : 260 pages



## Unveiling the Treasures of Greece: Your Essential Travel Guide

A Journey Through Time and Wonder Prepare to be captivated as you delve into the pages of our Greece travel guide, your trusted...



## Unleash the Blues Spirit: Dive into "Blues Guitar Songs For Dummies" for an Electrifying Journey

The captivating allure of the blues has mesmerized music enthusiasts for generations, capturing the raw emotions of the human experience. If you're yearning to ignite your own...