


Mastering Corner to Corner (C2C) Crochet: A Comprehensive Guide for Dummies

Welcome to the fascinating world of corner to corner (C2C) crochet! This beginner-friendly technique is a game-changer in the realm of crocheting, offering endless possibilities for creating cozy blankets, adorable amigurumi, and much more. With our comprehensive guide, "Fundamentals of Corner to Corner for Dummies," you'll embark on a journey to master this versatile technique and unlock a new level of crochet artistry.



Fundamentals Of Conner To Conner For Dummies


★★★★★	5 out of 5
Language	: English
File size	: 25722 KB
Text-to-Speech	: Enabled
Screen Reader	: Supported
Enhanced typesetting	: Enabled
Print length	: 109 pages
Lending	: Enabled



Chapter 1: Understanding C2C Crochet

In this chapter, we'll lay the foundation of C2C crochet. You'll learn:

- What is C2C crochet and its unique advantages
- The essential materials you'll need to get started
- Basic crochet stitches and techniques used in C2C



Chapter 2: Mastering the C2C Grid

Chapter 2 delves into the heart of C2C crochet: the grid. You'll discover:

- How to create and read a C2C grid
- Tips for working with different grid sizes and shapes
- Common grid patterns and motifs



Image of a C2C crochet grid with squares and rows highlighted

Chapter 3: Creating C2C Afghans

In this chapter, you'll put your C2C skills to the test by creating stunning afghan blankets. We'll cover:

- Selecting yarn and hook for your afghan
- Following patterns or designing your own C2C afghan
- Tips for joining C2C squares and adding bFree Downloads



Chapter 4: Crafting Amigurumi with C2C

Step into the world of amigurumi, where C2C crochet brings adorable characters to life. You'll learn:

- Choosing the right yarn and stuffing for your amigurumi
- Creating basic amigurumi shapes using C2C

- Techniques for assembling and finishing amigurumi




Image of a C2C crochet amigurumi cat with big eyes and a striped tail

Chapter 5: Exploring C2C Variations


Expand your C2C horizons by exploring innovative variations and techniques:

- Working with variegated yarn and color changes
- Creating double-sided C2C projects
- Using C2C in different shapes and sizes



Congratulations on completing our comprehensive guide to corner to corner crochet! By now, you're fully equipped to create a wide range of

C2C projects that will impress your friends and family. Remember, the journey of crochet is an ongoing one, filled with endless opportunities for exploration and creativity. Continue practicing, experimenting, and sharing your C2C creations. And most importantly, enjoy the therapeutic benefits and satisfaction that this amazing craft has to offer.



Fundamentals Of Crochet To Crochet For Dummies


★★★★★ 5 out of 5

Language : English
File size : 25722 KB
Text-to-Speech : Enabled
Screen Reader : Supported
Enhanced typesetting : Enabled
Print length : 109 pages
Lending : Enabled



Unveiling the Treasures of Greece: Your Essential Travel Guide

A Journey Through Time and Wonder Prepare to be captivated as you delve into the pages of our Greece travel guide, your trusted...



Unleash the Blues Spirit: Dive into "Blues Guitar Songs For Dummies" for an Electrifying Journey

The captivating allure of the blues has mesmerized music enthusiasts for generations, capturing the raw emotions of the human experience. If you're yearning to ignite your own...