


# How to Play Violin for Kids: Free Audio Available, Progressive Instruction for Young Beginners



## Violin Lessons for Kids - Book 1: How to Play Violin for Kids (Free Audio Available) (Progressive Young

**Beginner)** by Peter Gelling

★★★★☆ 4.1 out of 5

Language : English  
File size : 12962 KB  
Text-to-Speech : Enabled  
Enhanced typesetting : Enabled  
Word Wise : Enabled  
Print length : 45 pages  
Lending : Enabled  
Screen Reader : Supported



Learning to play the violin can be a rewarding and enriching experience for children of all ages. The violin is a versatile instrument that can be used to play a wide variety of musical genres, from classical to folk to rock. It is also a great way to develop fine motor skills, coordination, and musicality.

This guide will provide you with everything you need to know to get started playing the violin, including:

- Choosing the right violin for your child
- Learning the basic parts of the violin

- How to hold the violin and bow
- Playing your first notes
- Progressing to more advanced techniques

We also provide free audio lessons that you can use to practice at home. With a little practice, your child will be playing beautiful music in no time!

## **Choosing the Right Violin for Your Child**

The first step in learning to play the violin is to choose the right violin for your child. Violins come in a variety of sizes, so it is important to find one that is the right size for your child's height and arm length. A violin that is too large or too small will be difficult to play and can lead to frustration.

To find the right size violin for your child, measure the distance from the base of their neck to the middle of their palm. This measurement is called the "string length." The string length of a violin is typically between 13 and 14 inches. Once you have the string length, you can use the following chart to find the corresponding violin size:


String Length	Violin Size	13 inches	13.5 inches	14 inches	14.5 inches	15 inches	15.5 inches	16 inches
		1/16	1/8	1/4	1/2	3/4	7/8	4/4

If you are not sure what size violin to get, it is always best to err on the side of caution and get a violin that is a little too small rather than a little too large. Your child can always grow into a larger violin later on.

## **Learning the Basic Parts of the Violin**

The violin is made up of several different parts, including the body, neck, scroll, fingerboard, strings, and bow. Here is a brief overview of each part:

- **Body:** The body of the violin is made of two pieces of wood that are glued together. The top of the body is called the soundboard, and the bottom is called the back. The soundboard is made of spruce, and the back is typically made of maple.
- **Neck:** The neck of the violin is a long, thin piece of wood that connects the body to the scroll. The neck is made of maple, and it has a fingerboard that is made of ebony.
- **Scroll:** The scroll is a decorative piece of wood that is attached to the top of the neck. The scroll is usually carved with a design, such as a lion's head or a woman's head.
- **Fingerboard:** The fingerboard is a thin, flat piece of wood that is glued to the top of the neck. The fingerboard is made of ebony, and it has lines that indicate where to place your fingers to play different notes.
- **Strings:** The violin has four strings, which are made of gut, nylon, or steel. The strings are stretched over the fingerboard and are tuned to the notes G, D, A, and E.
- **Bow:** The bow is used to play the violin. The bow is made of wood, and it has a



## Violin Lessons for Kids - Book 1: How to Play Violin for Kids (Free Audio Available) (Progressive Young Beginner) by Peter Gelling

★★★★☆ 4.1 out of 5

Language : English


File size : 12962 KB

Text-to-Speech : Enabled  
Enhanced typesetting: Enabled  
Word Wise : Enabled  
Print length : 45 pages  
Lending : Enabled  
Screen Reader : Supported



## Unveiling the Treasures of Greece: Your Essential Travel Guide

A Journey Through Time and Wonder Prepare to be captivated as you delve into the pages of our Greece travel guide, your trusted...



## Unleash the Blues Spirit: Dive into "Blues Guitar Songs For Dummies" for an Electrifying Journey

The captivating allure of the blues has mesmerized music enthusiasts for generations, capturing the raw emotions of the human experience. If you're yearning to ignite your own...