


Honeysuckle Doily: A Vintage Crochet Masterpiece



Honeysuckle Doily Vintage Crochet Pattern

★★★★★ 5 out of 5

Language : English
File size : 605 KB
Text-to-Speech : Enabled
Screen Reader : Supported
Enhanced typesetting : Enabled
Print length : 8 pages
Lending : Enabled



Step back in time with the Honeysuckle Doily, a stunning vintage crochet pattern that will add a touch of elegance to any home. This exquisite doily features intricate lacework and delicate details, making it a true heirloom piece. Whether you're a seasoned crocheter or just starting out, the Honeysuckle Doily is a must-have for your collection.

The History of the Honeysuckle Doily

The Honeysuckle Doily pattern was first published in the early 1900s. It quickly became a popular design, and it has been passed down through generations of crocheters. The doily is named for its intricate lacework, which resembles the delicate flowers of a honeysuckle vine.

Honeysuckle doilies were often used as centerpieces on tables, desks, and other furniture. They were also used as decorative accents on shelves,

mantels, and windowsills. Today, honeysuckle lies are still popular as home decor items, and they can also be found in museums and antique shops.

How to Crochet the Honeysuckle Ly

The Honeysuckle Ly is a challenging but rewarding crochet project. The pattern is written in American crochet terms, and it includes detailed instructions and diagrams. The ly is made in one piece, and it measures approximately 12 inches in diameter.

To crochet the Honeysuckle Ly, you will need:

- Size 10 crochet thread
- Size 10 crochet hook
- Scissors
- Yarn needle

Once you have gathered your materials, you can follow the instructions in the pattern to create your own Honeysuckle Ly. The pattern is available for Free Download online or in your local craft store.

Honeysuckle Ly Pattern Details

Materials

- Size 10 crochet thread
- Size 10 crochet hook
- Scissors
- Yarn needle

Finished Size

- Approximately 12 inches in diameter

Skill Level

- Intermediate


Stitches Used

- Single crochet
- Double crochet
- Treble crochet
- Picot stitch


Pattern Notes

- The pattern is written in American crochet terms.
- The ly is made in one piece.
- The pattern includes detailed instructions and diagrams.


Honeysuckle ly Gallery



The Honeysuckle Doily is a stunning vintage crochet pattern that will add a touch of elegance to any home.



The doily features intricate lacework and delicate details, making it a true heirloom piece.



The Honeysuckle Doily is a challenging but rewarding crochet project.

The Honeysuckle Doily is a beautiful and timeless crochet pattern that is sure to become a treasured heirloom. Whether you're a seasoned crocheter or just starting out, this doily is a must-have for your collection. So grab your hook and thread, and create your own Honeysuckle Doily today!



Honeysuckle Doily Vintage Crochet Pattern


★★★★★ 5 out of 5

Language : English
File size : 605 KB
Text-to-Speech : Enabled
Screen Reader : Supported
Enhanced typesetting : Enabled
Print length : 8 pages
Lending : Enabled



Unveiling the Treasures of Greece: Your Essential Travel Guide

A Journey Through Time and Wonder Prepare to be captivated as you delve into the pages of our Greece travel guide, your trusted...



Unleash the Blues Spirit: Dive into "Blues Guitar Songs For Dummies" for an Electrifying Journey

The captivating allure of the blues has mesmerized music enthusiasts for generations, capturing the raw emotions of the human experience. If you're yearning to ignite your own...