


Before You Buy a Vintage Camper: The Ultimate Guide to Vintage Camper Buying and Ownership



Before You Buy a Vintage Camper: Finding, choosing, assessing, buying, & figuring out what to do with an old camper.

★★★★★ 5 out of 5

Language : English
File size : 23828 KB
Text-to-Speech : Enabled
Screen Reader : Supported
Enhanced typesetting : Enabled
Word Wise : Enabled
Print length : 197 pages
Lending : Enabled



Are you thinking about buying a vintage camper? If so, you're in for a treat! Vintage campers are a great way to experience the outdoors and travel in style. However, before you buy a vintage camper, it's important to do your research and make sure you're prepared for the challenges of ownership.

This guide will provide you with everything you need to know about buying and owning a vintage camper. We'll cover everything from finding the right camper to inspecting it, negotiating a price, and making repairs.

Finding the Right Camper

The first step in buying a vintage camper is finding the right one. There are a few things you'll need to consider when making your decision, including:

- **Size:** How many people will you be camping with? How much storage space do you need?
- **Layout:** What kind of layout do you want? Do you want a bed in the back or in the front?
- **Features:** What features are important to you? Do you want a bathroom? A kitchen?
- **Condition:** What kind of condition are you looking for? Are you willing to put in some work to restore a camper?

Once you know what you're looking for, you can start your search. There are a few places you can look for vintage campers, including:

- **Online marketplaces:** There are several online marketplaces where you can find vintage campers for sale, such as Craigslist, eBay, and RVTrader.com.
- **Local classifieds:** You can also find vintage campers for sale in your local classifieds.
- **Vintage camper shows:** Vintage camper shows are a great way to meet other vintage camper enthusiasts and see a variety of campers for sale.

Inspecting the Camper

Once you've found a vintage camper you're interested in, it's important to have it inspected by a qualified mechanic. The inspector will look for any

potential problems with the camper, such as:

- **Structural damage:** The inspector will check the camper for any signs of structural damage, such as cracks or dents.
- **Water damage:** The inspector will check the camper for any signs of water damage, such as mold or mildew.
- **Electrical problems:** The inspector will check the camper's electrical system for any problems, such as loose wires or faulty outlets.
- **Mechanical problems:** The inspector will check the camper's mechanical systems, such as the engine, transmission, and brakes, for any problems.

The inspector will also provide you with a written report of their findings.

This report will help you make an informed decision about whether or not to buy the camper.

Negotiating a Price

Once you've had the camper inspected and are satisfied with the results, it's time to negotiate a price. The price of a vintage camper will vary depending on a number of factors, including:

- **Condition:** The condition of the camper will have a significant impact on the price.
- **Rarity:** The rarity of the camper will also affect the price.
- **Location:** The location of the camper can also affect the price.

It's important to do your research before you negotiate a price. You should know what similar campers are selling for in your area. You should also be prepared to walk away from the deal if you can't come to an agreement with the seller.

Making Repairs

Once you've bought a vintage camper, you may need to make some repairs. The repairs you need to make will depend on the condition of the camper.


If the camper is in good condition, you may only need to make minor repairs, such as fixing a leak or replacing a window. However, if the camper is in poor condition, you may need to make more extensive repairs, such as replacing the flooring or rebuilding the frame.

There are a few things you can do to save money on repairs:

- **Do the work yourself:** If you're handy, you can save a lot of money by doing the repairs yourself.
- **Shop around for parts:** Don't just buy the first part you find. Shop around to find the best price.
- **Use recycled parts:** You can often find recycled parts for vintage campers at salvage yards or online.

Buying and owning a vintage camper can be a rewarding experience. However, it's important to do your research and make sure you're prepared for the challenges of ownership.

This guide has provided you with everything you need to know about buying and owning a vintage camper. By following the tips in this guide, you can find the right camper, negotiate a fair price, and make the necessary repairs to keep your camper in good condition.



Before You Buy a Vintage Camper: Finding, choosing, assessing, buying, & figuring out what to do with an old camper.


★★★★★ 5 out of 5

Language	: English
File size	: 23828 KB
Text-to-Speech	: Enabled
Screen Reader	: Supported
Enhanced typesetting	: Enabled
Word Wise	: Enabled
Print length	: 197 pages
Lending	: Enabled



Unveiling the Treasures of Greece: Your Essential Travel Guide

A Journey Through Time and Wonder Prepare to be captivated as you delve into the pages of our Greece travel guide, your trusted...



Unleash the Blues Spirit: Dive into "Blues Guitar Songs For Dummies" for an Electrifying Journey

The captivating allure of the blues has mesmerized music enthusiasts for generations, capturing the raw emotions of the human experience. If you're yearning to ignite your own...